



Referenz-Nr. Order No.		c	b	k1	k2	k3	k4	L	h	h1	d	d1	Spannkraft clamping force kgf	
2090-14	14	3.5	30	95	99	26	26	65	28	10	M12	M12	3500	7925
2090-16	16													8490
2090-18	18													4610
2090-20	20													8850
2090-22	22													9030
2090-24	24													9490
2090-28	28													9800



### 2090

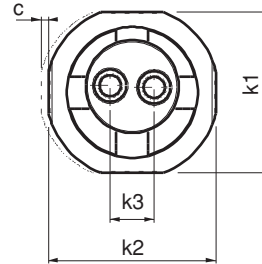
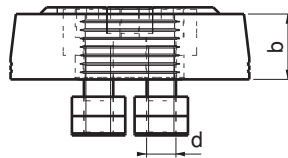
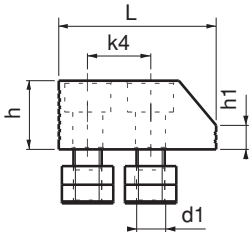
- Ürünün eksantrik çalışma sistemi saat yönünde sıkıldığında iş parçasını dayama ve pleyt yönüne özel dizayn anahtarı ile yüksek kuvvette sıkılır.



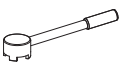




1. Spannweite 3,5 mm
  2. Werkstückdistanz bis 1,5-2 mm
  3. Befestigung mit 10 mm Allen und Inbusschraube
  4. Befestigung des Werkstücks durch Drehen im Uhrzeigersinn
- geeignet für T-Nut DIN 650
  - Mutter: gehärtet
  - Schwarz beschichtet
  - Set in Plastikbox

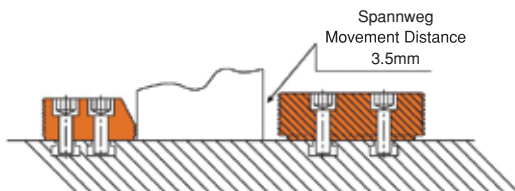
### 2090

- When the eccentric working system of the product is tightened clockwise, it clamps the work piece with high force in the direction of resting and plate with it's special designed wrench.

- 1-Eccentric movement of Armed Side Clamp 3.5 mm.
  - 2-It brings the product 1.5 - 2mm close to the work piece
  - 3-imbus bolts are fixed with 10mm allen.
  - 4-Fixing of the work piece is implemented by turning the product clockwise with the wrench.
- It is in compliance with DIN 650 T-Slot
  - Hardness of nut: Hardened
  - Black coating
  - Set is in the plastic box



Set-Inhalt / The set consists of							
Teil Part							
Menge Quantity	2	2	1	8	8	1	1



Die Winkelaufschlagfläche ist für dünne Werkstücke und die gerade Fläche für dicke Werkstücke.  
Note: Fixed rest can be used as two different ways: Graded side is used for thin pieces and the Straight side is used with thick pieces.

